



COL. E. W. TAYLOR
SONS OF CONFEDERATE VETERANS #1777

NEWSLETTER

Bedford, Texas.....September 2012

**FOR THIS MONTH ONLY, WE'LL MEET AT THE
TEXAS CIVIL WAR MUSEUM ON WEST LOOP
820 NEAR WHITE SETTLEMENT ROAD.
THURSDAY, SEPT. 27, 2012, at 6:15 P.M.**

September Program

THE JUDY RICHEY COLLECTION AT THE TEXAS CIVIL WAR MUSEUM.

Join us in September as we enjoy this unprecedented opportunity to see and learn about one of the premier collections of WBTS-era ladies' wear and accessories. The presenter and the collector are one--Judy Richey, who, with her husband Ray, own and operate the incomparable Texas Civil War Museum. Invite all the ladies in your life for this truly unique look at a Texas treasure!



WELCOME TO OUR NEWEST MEMBER, KENT MATHEWS, OF KELLER!

During our regular meeting on August 30, Kent Mathews became the newest member of the E. W. Taylor Camp. Welcome, Kent!

Kent's great-great grandfather, Anderson Marion Mathews, was a member of Co. G, 1st Texas Infantry. He was severely wounded at the Battle of Sharpsburg (Antietam) on the bloodiest day of the War, September 17, 1862, and was carried on the rolls as killed in action for a time. Later, he was discovered alive in a hospital in Petersburg. His injuries were so severe that he was never able to serve after that time. He came home to Anderson County, Texas, where he died in the 1870's.

Kent was born in Dallas in 1955. He attended Fort Worth Christian Academy from kindergarten through high school. He is married to the former Miss Susie Harston, herself the descendant of several northeast Tarrant County Confederates. They live in Keller and have one married daughter, Meredith. Kent has been employed for thirty-eight years at the Fort Worth Grain Exchange near the Fort Worth Stockyards.

Kent has an active interest in several historical topics, and since 2001 has been a member of the Single Action Shooting Society. The SASS combines the adoption of character types from the mid-to-late 1800's and the associated authentic costuming with competitive shooting of real firearms that were typical of the day. Kent has long been interested in history as it is connected with firearms and their development, especially the development of the western United States and the migration of inhabitants to the west. Shown below are (l-r) 1st Lt. Comm. Mike Patterson, Comrade Kent Mathews, and Camp Commander Bob Gresham.



AN OPPORTUNITY FOR SERVICE ON OCTOBER 13

On Saturday morning, October 13, at 10 a.m., we are asked to take part in the dedication of three new Confederate headstones in Southlake's pioneer Hood Cemetery. These are the three headstones we installed on August 8.

We need our comrades in uniform and armed to help in firing a musket salute as each of the three stones is unveiled.

This small cemetery dates back to 1850 and has at least seven Confederates and one Union veteran buried in it. All the known veterans there now have headstones.


Please mark your calendar and make plans to help. This would also be a good opportunity to set up a membership table.

The cemetery is located in Southlake along Coventry Lane, about two hundred yards east of North Peytonville Avenue. It's south of Highway 114 and north of the Keller-Grapevine highway, old FM 1709, known in that area as Southlake Blvd.



GRAPEVINE VETERAN OF GEN. N. B. FORREST'S ESCORT TO BE HONORED IN SEPTEMBER 22 CEREMONY.

The K. M. VanZandt Camp of Sons of Confederate Veterans #1351 and the Order of Confederate Gray are sponsoring a Grave and Marker Dedication (Cross of Honor) for Private Henry Dean Lipscomb, who served the Confederacy as a member of General Nathan B. Forrest's Escort.



The ceremony will take place on Saturday, Sept. 22, 2012 at 11 a.m. in the Grapevine Cemetery. All members of the SCV, OCR, UDC, and all non-members are welcome. Dress in Confederate uniform or period clothes is always more than welcome , but not required. An Honor Guard and cannon are needed to make the ceremony even more meaningful.

Lipscomb was born in Alabama in 1844, and settled in northeast Tarrant County in 1866. He married his first cousin, a daughter of Grapevine physician Dr. Dabney M. Lipscomb, and they were the parents of four children.

Henry D. Lipscomb was also a first cousin of Khleber M. VanZandt, lastly of Fort Worth, a well-known capitalist and one-time Commander of the national United Confederate Veterans organization. Mr. Lipscomb attended more than forty national reunions of Confederate Veterans.

H. D. Lipscomb died in 1941 and was buried in the Lipscomb Family Cemetery on land later purchased by the DFW Airport. During airport construction, Mr. and Mrs. Lipscombs' bodies were moved to Grapevine Cemetery.

The event coordinator is a relative of Mr. Lipscomb's, Beau Purdom. Beau may be contacted at beau.purdom@yahoo.com.

We need you there in uniform with your gun and all your gear.

GRAPEVINE CONFEDERATE VET GETS A HEADSTONE AFTER NINETY-NINE YEARS.

John Fletcher Walton of Grapevine died in 1913. On August 18, 2012 he finally got a headstone. Four descendants and five folks from the E.W. Taylor camp met at Grapevine Cemetery on that day and installed his new VA marker.

Mr. Walton was born in Alabama. He served the South as a soldier in Co. G, 3rd (Lillard's) Tennessee Infantry. He brought his family to Grapevine from McMinn County, Tennessee in 1884. The first Mrs. Walton died in Grapevine in 1904. Mr. Walton was remarried in Grapevine the next year; his second wife passed away in 1908.

Jack Eustace replied to an internet appeal from us for a direct descendant to sign the application form. In what may be record time, the Veterans Administration approved our application for this headstone in only ten days.

Four of Walton's descendants came from Springtown to help on installation day...Jack Eustace and his wife, Rhoda; and their grandsons, Boone (the older) and Chase Eustace. Rhoda is Mr. Walton's great-great granddaughter. Jack is also a descendant of several northeast Tarrant County Confederates. Four Taylor Camp

members were present: David Stewart, Ron Parker, Mike Patterson, and James Alderman. Mrs. Patterson also came to help.

Boone Eustace is quite interested in re-enacting. We gave him a haversack, a housewife, handkerchiefs, and a flint-and-steel fire-starting kit.





E. W. TAYLOR CAMPERS DAVID STEWART (light shirt) and MIKE PATTERSON (dark shirt) placed three Confederate markers in Southlake's Hood Cemetery Wednesday morning.

TAYLOR CAMP MEMBERS DO A THREE-FER ON AUGUST 8

Carroll Bennett Eaves, Co. B, Well's Texas Cavalry; William Hardin Martin, Co. A, 34th Texas Cavalry; and John G. Valentine, Co. I, 4th Missouri Cavalry, all got new VA headstones on Wednesday morning, August 8. In a few weeks a formal dedication for all three men will be held. The cemetery association is expected to announce a date for late September or October. *We'll need you there in uniform with your muskets to help fire volleys in honor of these men.* Several other CSA veterans and one Union veteran also lie buried in the cemetery. We'll let you know the details in a separate email as soon as they're solid. Local UDC groups will also be taking part, as well as several other historical organizations.

E.W. TAYLOR CAMP HONORS UNION VETERAN BURIED IN SOUTHLAKE



Joseph H. Williams was a veteran of Co. B, 11th Illinois Infantry....a Union veteran. By 1873 he and his first wife, Harriett, and children had settled in northeast Tarrant County. After Harriet died in 1876, Joseph was soon remarried to a local widow, Mrs. Texana (Drue) Barcroft. In 1879, he filed for a veteran's pension based upon his Union service.

Joseph died on November 14, 1885 and was buried in Lonesome Dove Cemetery in Southlake. His family erected a nice upright marble slab at his grave, but the years and vandals took its toll on the marker. As late as 1980 enough of the pieces were still present that his entire inscription could be read. By 2010, the few pieces which remained were cemented together, but only a few letters of his name had survived.

We decided during the spring to get him a new monument from the VA. Easier decided than done. It took more than forty hours of phone and computer time to locate a direct descendant to sign the application, and several other aggravating delays outside our control took time to address and resolve. Finally, on August 9 the stone was delivered to Patterson's home.

Like every marble VA stone which finally makes it to the cemetery, this one suffered some forklift dings between the fabricator and its destination. Williams' stone took a couple of hard hits, but they were both on the end of the stone which will be placed underground. Lately the VA has gone back to using raised letters on Union veterans' stones, as they did in the late 1800's. The raised letters are very susceptible to being chipped off, but ours arrived unscathed.

Every latter-day raised-letter Union stone this compiler has seen also has a problem with uneven letter spacing in the veteran's name, and this one is no exception. It looks like this one part of the process is still being done by hand and not with a computer. Not bad enough to replace, but noticeable.

The only other problem with this style of carving is that it's virtually unreadable in photographs unless the sun is directly perpendicular to the face of the stone. We gave the background and the dates a coat of lacquer to fix that. What color did we use? Gray, of course. The VA does a black lacquer job in the carvings on Confederate stones but not on Union stones because there's so much more hand work involved.

On August 18 four members of the E. W. Taylor Camp and Mr. Patterson's aide-de-camp, Marilyn Patterson, erected the stone. They included James Alderman, Ron Parker, and David Stewart. Patterson and Alderman are shown here with the marker. Patterson's the one disguised as a Democrat.



E. W. Taylor Camp Members Attend Third Brigade Meeting in Azle on August 25



Three officers of the E. W. Taylor Camp attended the Texas SCV Third Brigade meeting in Azle on Saturday, August 25. Shown at left they are James Alderman, Mike Patterson, and Bob Gresham.

Led by 3rd Brig. Commander Ben Hatch, the group discussed several upcoming events, ongoing programs, and problems which face the SCV.

The Third Brigade will soon have a Facebook page where our events and announcements will be posted. We'll let you know more in next month's newsletter.





CAMP FLAG IS IN THE WORKS FOR THE TAYLOR CAMP

We are working to get a camp flag finished for the E. W. Taylor Camp. We apologize for the poor quality of the photo above...it's a pic taken of your compiler's computer screen. This was the only way we could get the fonts to reproduce correctly in your newsletter.

We have been experimenting with acrylic paints on both nylon and cotton, to see which seems to be the more workable. Both have excessive bleed-through and are not workable.

James Alderman is in contact with a lady who will make us a flag from scratch and do the lettering on it. We'll give you a progress update in next month's newsletter.

SCV GRAVES REGISTRATION PROJECT IS TOPIC OF MEETING IN ARLINGTON ON SEPTEMBER 13.

The speaker at the regular monthly meeting of the Middleton Tate Johnson Camp, SCV, on Thursday, September 13, will talk about the SCV Graves Registration Project. We need representatives from our camp to be there.

The Johnson Camp meets in the Division Street Diner, 1800 West Division Street, Arlington. It is about two blocks west of Fielder Street. Meet about 6:15 p.m. if you want to eat. The meeting begins at 7 p.m.

The speaker will be talking about the procedures for getting veterans registered with the project. This is an excellent program with very low participation costs...perhaps a little travel and time.



E. W. TAYLOR CAMP NEEDS TO BECOME ACTIVELY INVOLVED IN THE NATIONAL SCV GRAVES REGISTRY

The National SCV is heading up a long-term project to locate as many gravesites of Confederate veterans as possible. This is an excellent, low-cost opportunity for your camp to make a *serious, lasting, important contribution* toward honoring our Southern ancestors. We'll knock their hat in the creek when they see what we can do. **Let's do it!!!**



Thousands of veterans are lying in cemeteries all over the state, and nothing on their stones mentions their service. The mechanism is already in place for submitting information to the national database. We have men in our membership who know how to find and document the veterans. We have men who can submit the information online to the National group.

A special presentation about this project will be made to the meeting of the M. T. Johnson Camp in Arlington on September 13. It will include detailed information about submitting veterans.

An excellent example of a veteran who needs to be registered in Archibald Franklin Leonard, left, who lies buried in Birdville Cemetery.



MAKING A FIRE USING FLINT AND STEEL

This is a handy skill you can use to impress your pards when you're out in the field. It's really quite simple. You need char cloth to catch the spark and hold it, a hard steel striker, a sharp piece of flint, and some tinder which will catch fire easily. If you get a kit in exchange for a donation to Operation Shoebox, everything will be included.

STRIKER. The striker's the hardest part of the kit to obtain. You'll save money and time if you'll just buy one ready made on the internet. Look for "antique fire strikers" on ebay and get an idea of what your looking for. You can buy an old one which was found with a metal detector and it will still work, but it will be more expensive. Stay away from the ones which use a straight magnesium rod. They're modern rip-offs. Making your own is very difficult because you have to get the iron nearly white hot before quenching it in water to harden it and capture the right amount of carbon in it. Keep looking and you should be able to find one for ten dollars or less at a buckskinners' supply.

CHARCLOTH. You'll eventually run out of charcloth. Get some sort of small, closable metal container, like a sucrets or altoids box, or a larger shoe polish tin. Empty it, and use a nail to poke a tiny (1/16-inch) hole in the top. Cut up enough pieces of pure cotton cloth to fill it, without mashing it down too hard. Close the top, and place the box on the heating element on your cooktop. Turn the heat up fairly high, and turn on your vent-a-hood, because you're about to make a lot of smoke. If the smoke catches fire, that's okay...you may even want to light it so less will be sucked up the vent-a-hood. When the smoke's just about stopped, take the container off the burner and let it cool slowly. Don't take the top off the can while it's hot because all the extra air may cause the charcloth to ignite.

TINDER. Go to Lowe's or Home Depot and buy yourself a roll of jute twine...the old-timey tan-colored string. It takes one piece about two feet long to make a fine nest of tinder for one fire. One roll will last your whole lifetime.

First, untwist the twine into its five or six separate pieces. Then use your fingernails to snag and tear apart each individual strand until you have a little pile like a rat's nest. A 24-inch piece of twine yields a pile of fibers about like the one shown below.

Other things work too, like the inner bark of cedar or cottonwood trees stripped out and rolled together in your hands until they look like a little nest. In a pinch, common paper towels, wadded up and rolled between your hands to soften them, will work.



GETTING A SPARK ONTO YOUR CHARCLOTH. There are loads of videos on YouTube about how to do this. Work out one that fits you best. Rule number one is don't hit your knuckles with the flint. Many of the people on YouTube hit the flint with the striker. I have better luck the other way around.

Make a nest from your tinder, and put a piece or two of charcloth in the bottom of the nest. Hold the striker in your left hand with your knuckles out of the way, and sharply strike a glancing blow downward with the sharp edge of your flint. Hit it hard. You're shearing away a tiny sliver of metal, which glows red hot from the friction for a split second. The trick is to get one to land on the charcloth and set it aglow. One tiny spot of fire is all you need.

GETTING A FLAME. Have plenty of small, thin, kindling ready. Gently fold your tinder around the charcloth, and start blowing to spread the glowing ember. The harder and longer you can blow without taking a breath, the sooner it will blaze. It takes practice.

A TRICK FOR GETTING A FIRE GOING EASILY.

With a sharp pocket knife and a piece of dry, straight-grained softwood, like red cedar or white pine, make a fuzz stick like the one shown. They catch fire very easily and will help ignite the bigger stuff. If you're at a reenactment back east, dry pine cones are also great kindling. If you use your fireplace at home, get a few sacks of them from your neighbors who have pine trees and it'll make fire starting a breeze this winter.



STATUS REPORT ON OUR HEADSTONE PROJECTS

Last month we ended this page with the following:

THE WAY IT OUGHT TO WORK EVERY TIME.....

Carson McKenzie Creecy. Co. E, 27th Arkansas Infantry. Buried in White's Chapel Cemetery in Southlake. Baited trotlines set out on the internet Saturday night, July 28, after 11 p.m. Got three solid bites via email in the first five minutes. Had application form signed by descendant in hand the next afternoon. App mailed to the VA on July 30 because July 29 was a Sunday.

.....

As August wore on, we started hearing some things which troubled us. The VA rep handling this application found a statement on Find-A-Grave saying that years ago Mr. Creecy had an old sandstone marker with "C.C." on it, and she asked for a photo of the stone. Luckily, looking through some old photos taken at White's Chapel years ago we actually found a photo of it. We emailed the photo to the VA and held our breaths. Subsequent emails and phone messages to the VA went unanswered and we figured we were out of luck.

On August 27 we learned that the application had been approved on August 23 and that the stone had been ordered. This makes us a little more hopeful that we may still be able to get stones for veterans for whom we can get all our ducks in a row.



After hearing some of the statements VA officials were making last week, we feared the little old handmade marker would disqualify Mr. Creecy from getting a new upright marble headstone.

We expect the stone to arrive about the last week of September, and we'll put out a call for help in getting it installed at that time. Maybe by that time it will have rained a little and the ground will be softer than it is now.

This continues to be one of the best projects a local SCV camp can be involved in.

V.A. HEADSTONE PROGRAM FOR CONFEDERATES MAY BE ON THE WAY OUT....

It seems that one good thing may be coming to an end. Back during the summer, the VA changed the application requirements for Confederate (and other) headstones, so that now only a lineal descendant may apply for one. That effectively cut the number of CSA headstones being shipped out by about ninety percent. There are complaints all over the internet about the "near impossibility" of getting one now.

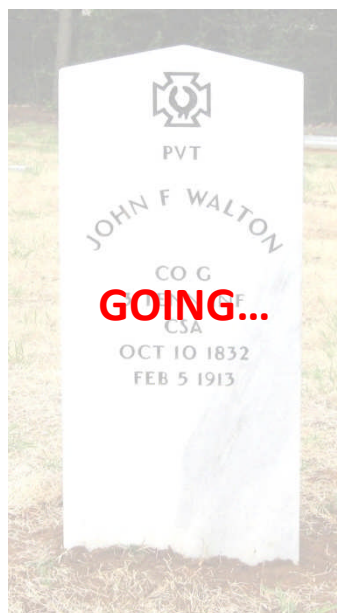
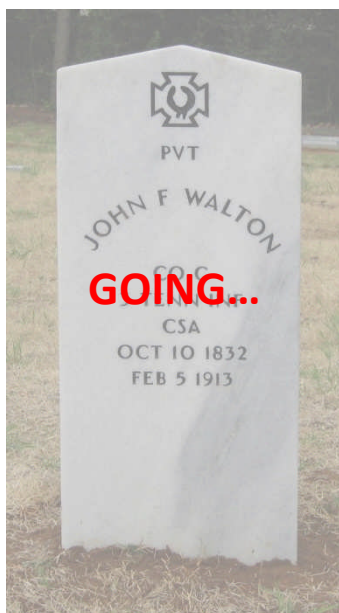
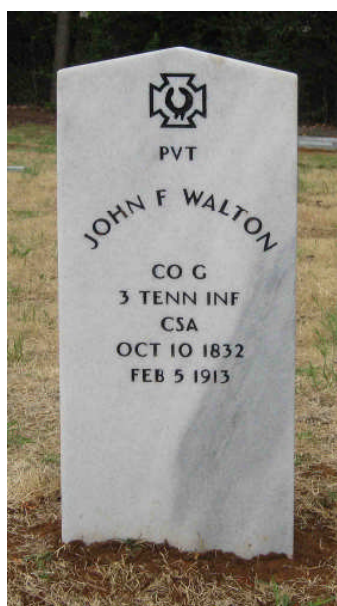
During the last week of August, one gentleman made a posting in which he said he was told by a VA rep that a veteran's grave is now considered "marked" even if the old marker has become broken and/or unreadable. Someone's been told to put the brakes on the program.

As recently as last year, the VA's application form said a veteran's grave was considered already marked if it had a readable stone which contained the name and dates of birth and death. That was changed online overnight with no notice earlier this summer.

As recently as July we were given a new stone for a veteran whose old marker was broken and had only a few letters of his name readable.

The only application we still have in the pipeline is for a Confederate buried in White's Chapel in Southlake. He has an old sandstone with only two initials, "C.C.," carved on it. The same VA rep who has been very helpful and reasonable with us, as recently as July, is now not responding to phone messages and emails left for her after she requested a color photo of what the vet has now. *Update....she answered and okayed the stone.*

Four years ago, this newsletter editor expressed his doubts that the program for Confederate soldiers would survive until 2013. We made a gigantic impact on local preservation while it lasted. We've gotten dozens of graves marked in the last forty years. Vote on November 6, and maybe we can get something positive done later.



GONE?

TAKE A LITTLE BREAK TO LAUGH

<http://www.youtube.com/watch?v=KvO-8lvoCI>

<http://www.youtube.com/watch?v=ka8ZDlz1AZg>

SEPTEMBER AT THE TEXAS CIVIL WAR MUSEUM



In Memory of the 150th Anniversary
of the War Between the States the
museum will have a special showing
in the theater at 10:00 am and 2:00
pm about the following battles:
Sharpsburg , Sept. 15th and 18th

Open Tuesday through Saturday, nine to five



***FOUND SOMETHING YOU THINK
WILL STUMP THE GROUP AT
NEXT YEAR'S TRIVIA
PROGRAM? SEND IT TO
PATTERSON AT
mfpchat@yahoo.com***



TO YOU, SONS OF CONFEDERATE VETERANS, WE WILL COMMIT THE VINDICATION OF THE CAUSE FOR WHICH WE FOUGHT. TO YOUR STRENGTH WILL BE GIVEN THE DEFENSE OF THE CONFEDERATE SOLDIER'S GOOD NAME, THE GUARDIANSHIP OF HIS HISTORY, THE EMULATION OF HIS VIRTUES, THE PERPETUATION OF THOSE PRINCIPLES WHICH HE LOVED AND WHICH YOU LOVE ALSO, AND THOSE IDEALS WHICH MADE HIM GLORIOUS AND WHICH YOU ALSO CHERISH. REMEMBER, IT IS YOUR DUTY TO SEE THAT THE TRUE HISTORY OF THE SOUTH IS PRESENTED TO FUTURE GENERATIONS.



**GIT ON DOWN
THERE'N VOTE
ON THE SIXTH
DAY OF
NOVEMBER.**